

# MIXING COLOURS - ART KNOWLEDGE ORGANISER - YEAR ONE

## PRIOR LEARNING

In Reception, the children learnt to name the primary colours and explored secondary colours. They learnt that art can be made out of anything, including collage and mixed media. Children chose collage materials for a purpose. They learnt to add detail to drawings, make thick and thin lines and use a variety of tools for painting. They also explored printing.

1

### EXPLORE THE MIXING OF PRIMARY AND SECONDARY COLOURS

Pupils will explore colour mixing and complete a challenge to think about the colours they want to mix and ensure they have the right-sized brush for the task.

CK - Pupils name the primary and secondary colours.

2

### IDENTIFY AND USE PAINTS IN THE PRIMARY AND SECONDARY COLOURS

Pupils will create a colour wheel with support.

CK - Pupils know a colour wheel has three primary colours on it-red, yellow and blue and three secondary colours on it-purple, orange and green.

3

### IDENTIFY SIMILARITIES AND DIFFERENCES BETWEEN TWO OR MORE PIECES OF ART

Pupils will explore how artists use colour in their work and compare pieces of art.

CK - Pupils know Some artists use just primary colours. Some artists use both primary and secondary colours in their artwork.

4

### MAKE SIMPLE PRINTS AND PATTERNS USING A RANGE OF LIQUIDS INCLUDING INK AND PAINT

Pupils will explore printmaking using implements such as corks, sponges, straws.

CK - Pupils know a print is a shape or pattern made by pressing paint or ink from one surface to another.

5

### MIX SECONDARY COLOURS INDEPENDENTLY

The children will showcase their understanding of mixing colours in their final piece based on the work of Kandinsky.

CK - Pupils know secondary colours are made by mixing two primary colours.

6

### SAY WHAT THEY LIKE ABOUT THEIR OWN OR OTHERS' WORK USING SIMPLE ARTISTIC VOCABULARY

Pupils will talk about their colour project. They will discuss questions about primary and secondary colours. They will gather around examples of all their work and say what they like about their own work and others.

## KEY ARTIST



### WASSILY KANDINSKY

Wassily Kandinsky was born in 1866 in Moscow, Russia and died in 1944. He is well-known for creating abstract paintings. Abstract art uses shapes, lines and colours but doesn't need to look realistic.

## HOME LEARNING

### Let's get talking...

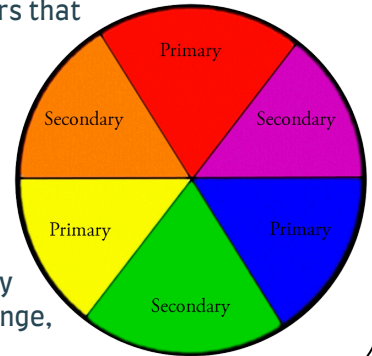
Talk to people at home about colour. What is their favourite colour and why? Do they have a favourite artist or painting? Why do they like it?

## KEY VOCABULARY


**Composition** - the way in which a piece of art has been put together or arranged.

**Primary colours** - colours that cannot be made from other colours. These are red, blue and yellow.

**Secondary colours** - colours that can be made by mixing primary colours. These are orange, green and purple.




## KEY PIECES OF ART



*The Sunflower Quilting Bee at Arles*  
by Faith Ringgold, 1996




*The Wash* by Clementine Hunter, 1950



*Colour Study, Squares with Concentric Circles* by Wassily Kandinsky, 1913




*The Old Guitarist*  
by Pablo Picasso, 1903




*Femme aux Bras Croisés*  
by Pablo Picasso, 1902



*Café Terrace at Night* by Vincent van Gogh, 1888



*Broadway Boogie Woogie*  
by Piet Mondrian, 1942



*Composition with Red, Blue and Yellow*  
by Piet Mondrian, 1930